



# VivaTeach<sup>®</sup>

A fast telemedicine solution

Expert opinion and knowledge transfer  
with just one click

**VIVA**SCOPE

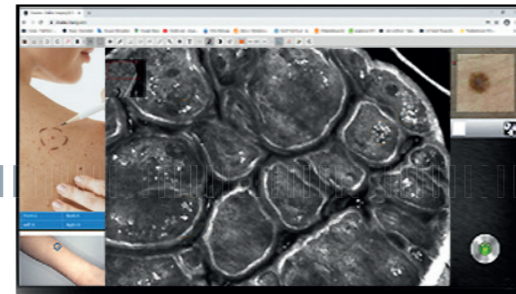
# VivaTeach<sup>®</sup>

A telemedical solution that provides expert support for acquiring confocal knowledge quickly.

## Advantages

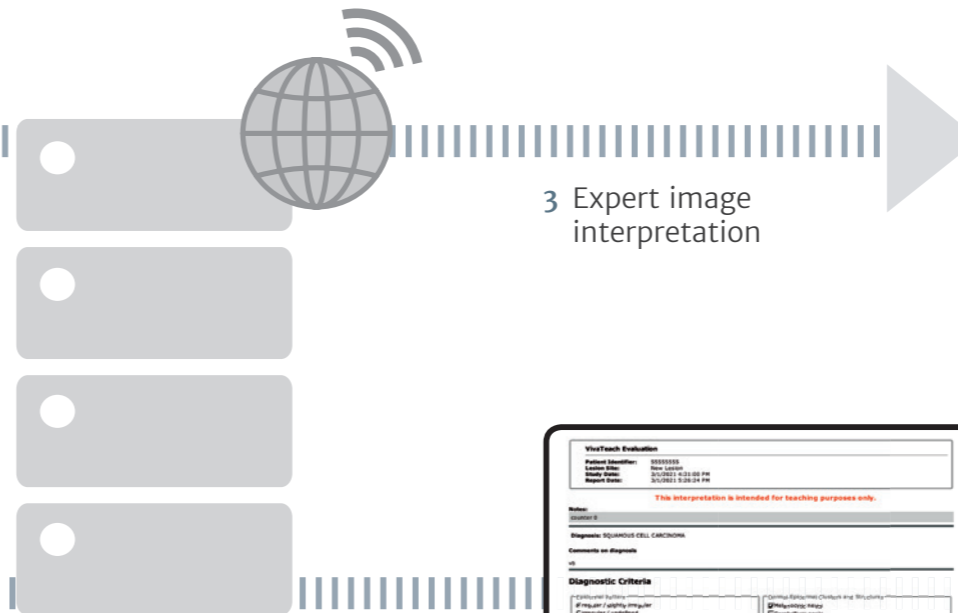
- Expert support by renowned confocal specialists
- Individual assistance for images interpretation
- Fast results
- Quick acquisition of confocal expertise
- Immediate implementation of confocal microscopy

## Physicians




1 Image capturing

2 Image transfer via Data Centre



3 Expert image interpretation

4 Expert report via Data Centre



5 View results online

## Experts



VivaTeach is a telemedical learning tool for transferring knowledge between established confocal imaging experts and new VivaScope users. Challenging cases can be selected for an upload to a secure and certified data center. The images are then examined by a trained and certified physician who provides a diagnostic report as aid. Additionally, indicative features in the images are highlighted graphically to facilitate a steep learning curve for the new VivaScope user.

Both report, and highlighted images are accessible then via a the VivaTeach web portal to the VivaScope user who initially uploaded the images. A specific question can be added to the uploaded case to achieve an individual support.



## Technical Data

- Secured server, hosted by a professional IT supplier
- State of the art server network
- Data safety ensured by continuous backup
- High speed access from anywhere
- Modern data center ISO/IEC 27001:2013 certified
- Server located in Germany



## Data Safety and Security

- All data is encrypted
- Compliant with the General Data Protection Regulation



## Local IT Requirements

- Minimum internet connection: VDSL 25  
(upload speed: > 5 Mbit/s)
- Local firewall allowing outgoing HTTPS traffic via port 443

